


Perry Hall News!

Year 1

Thursday 25th June



A Place to Grow



Welcome to our sixth year group newsletter– the weeks are flying by!

We continue to hope your new routine, whether that involves your child attending school or continuing to work from home, is going well and that you are all remaining safe and well! It has been wonderful speaking to parents and children on our fortnightly calls. Please do contact us if there is anything we can do to support you in any way.

With Children's Art Week coming up the theme of this newsletter is Art through The Natural World. **We are hoping to showcase some of your wonderful art work on our school website so please email us your children's creations, with your permission to upload them on to our virtual Art Gallery.** Please stay safe - Miss Kohli

Children's Art Week 2020



Children's Art Week is a UK-wide programme run by Engage, the National Association for Gallery Education.

Over the past months, the COVID-19 pandemic has highlighted how essential creativity and the visual arts are for learning, connecting and wellbeing. Engaging in the visual arts is more important than ever.

These year's 2020 themes are...

- Week 1 (from 29 June): The Natural World
- Week 2 (from 6 July): Connecting across generations
- Week 3 (from 13 July): Literacy and creative writing

There are activities and workshops for children of all ages to encourage everyone to #GetKidsCreating. All events and activities are free to take part in and use simple materials that can be found around the house. Details of all Children's Art Week events will be added to the website <https://engage.org/happenings/childrens-art-week/>, so keep checking to see what they have on offer!

Within this newsletter, your child's teacher has also set a series of creative tasks relating to week one's theme, The Natural Word.

We can't wait to see your creations– please email them in to your year group email addresses.



Science - Update from Mrs Holdcroft

Thank you again to everyone who sent in their findings from our last newsletter's enquiry question. This week we have another challenge for you! Again, this is differentiated for younger children (KS1) and older children (KS2), allowing siblings to work together on the same activity. Keep emailing in your findings - we love seeing your results!

Science: Skill Focus - Recording

Question



Which type of paper is the most absorbent?

1. Get 3 different types of paper eg. Writing paper, loo roll, kitchen roll.
2. Place a sheet of paper resting over a cup.
3. Drop water onto the paper using a pencil as a dropper.
4. Count how many drops before water appears in the cup.



Question

Predict

Observe

Record

Analyse

Report

Younger Children

Record the properties of each paper. Eg. Rough, smooth, thick, bumpy.
Record your prediction of the number of drops.
Record your results and observation of what happened.

Older Children

Write a report showing your scientific process. Include your predictions, a step by step method, equipment, observations, results and analysis of your results. Eg. Was your prediction correct? Why did you observe what you occurred? How could you change or improve the experiment?

Challenge


Plastic can have lots of different properties: however, this can make it difficult to recycle. Investigate the plastic in your house to find out what type of plastic it is. Then research how (or if) each of the 7 types of plastic can be recycled.

<https://www.recyclenow.com/recycling-knowledge/how-is-it-recycled/plastics>

About this type of Science

Materials have lots of different properties. Understanding these properties is important to be able to use materials effectively.
Charles Macintosh invented the waterproof jacket by exploring properties to make a comfortable and waterproof material.
John Dunlop invented the air-filled rubber car tyre to make driving a more comfortable ride.

Flinn in 1DL has also been working very hard at home. He has been making turtles. Jake has also been very busy painting eggs and making nests.



E-Safety

During the school closure, we know that children have a greater exposure to the online world. It is really important that they keep themselves safe. Children and parents can take part in a range of activities at:

<https://www.thinkuknow.co.uk/>

If you have any concerns regarding your child's safety online, and you believe they are being targeted, you can report this through CEOP- the online police.


<https://www.ceop.police.uk/safety-centre/>

Purple Mash



Continue to look out for the tasks continually being assigned to your children for them to access via Purple Mash. Access to Purple Mash can be gained by visiting <https://www.purplemash.com/sch/perryhall>.

Any problems with logins or passwords then please contact us.



Isabel loved the story Silly Billy by Anthony Brown. She made this fabulous worry doll like the one in the story.



Don't forget to send in your photos and any work you want to share, check or get marked.

Make sure you email your Year group on ...

ph.y1homelearning@perryhallmat.co.uk

Colman Avenue, Wolverhampton, WV11 3RT. Telephone number: 01902558538

School website: www.perryhall.co.uk


Email address: perryhallprimarieschool@wolverhampton.gov.uk

Executive Headteacher: Miss R Kohli

Thomas in 1DL has been looking after his bean plant. Here it is at the beginning of April.



Thomas has been giving his plant water and making sure it has lots of sunlight. Look how it has grown! Beans are beginning to grow in place of the flowers.



Alarna has been working hard on her maths activities.

Message from your Year Group Staff

Hello children and grown ups.
 Firstly, we would like to say a huge thank you for the 'Don't worry, We're happy' video some of you made for us. It made us cry happy tears and it was so wonderful to see your smiling faces.
 We are still enjoying hearing from you on our year group email address and we continue to be impressed by the work you are completing at home and all the new things you are learning to do.
 We hope you enjoy having a go at these activities . Year 1 staff.

The Natural World– Art Task

Look at the work of Andy Goldsworthy.


Can you use sticks, pebbles or leaves to make your own nature sculpture



The Natural World– Art Task



Make some leaf animals or take rubbings of leaves to make a beautiful Collage



Oliver and mum enjoy doing yoga together

June birthdays

Happy Birthday to you!

Isla-Rose, Luke H, Isabel W,
 Nirvair P, Maya M, Archie G-B, Coree E-
 L, Lacey V, Phoebe-Grace L, Miya S,

Alarna S, Navdeep G,

We hope you have a wonderful day.

Sophie has been on a lovely nature walk. She found some painted rocks and met a cow!

