

Nursery: w.b. 25th January 2021

Re-opening of Nursery and Continuation of Remote Learning Arrangements

Year Group Updates and Reminders:

As you are aware, from Monday 25th January, Nursery will be re-opening to all children. Thank you to you all for completing the survey, identifying whether you will be sending your child back into Nursery whilst the rest of the school remains closed to most children during this National lockdown. We look forward to welcoming those children, who now have a place confirmed in school, back into Nursery from Monday as well as continuing to see the rest of the children on screen for our live learning session and speaking to families via our phone calls and emails.

Children coming into school: As positive cases of Covid 19 remain extremely high in Wednesfield, along with most areas within Wolverhampton, Nursery routines and activities will be different. All information regarding your child’s return to school has been shared with you via a phone call this week. To confirm, these arrangements are also outlined on page five of this document.

Children continuing with remote learning at home (not attending school): We will continue to send out weekly home learning grids outlining a range of activities you can enjoy completing with your child. Our live learning session will also continue to take place daily. Please note, we will now only be holding one live learning session each day, at 1.30pm. Could all remote learners please attend this session. We will also continue to contact you, via phone, throughout the week to see how you are getting on at home.

Reminder, your child’s year group email address is: ph.nurseryhomelearning@perryhallmat.co.uk. Please use this, if you need to make contact with your child’s year group staff.



Remote Learning Arrangements for w.b. 25.01.21:

Live Learning Sessions

<u>Time</u>	<u>Subject</u>	<u>Access</u>
1.30pm everyday	Story and an Activity	Teams: 20 minutes live session Followed by an independent activity

**When accessing live sessions, please ensure that the Home School Agreement is being followed.*

Home Learning Grid

In addition to the daily live teaching session above, a home learning grid will be uploaded to the Files section of Teams which will outline additional tasks that your child will need to complete. A copy of this has also been inserted below for your reference.


Please complete each activity to support your child's learning at home;

Nursery Home Learning



Elmer

This Home Learning grid encourages you to join in with activities based upon the story 'Elmer.'



Watch this link to listen to the story being read;

<https://www.youtube.com/watch?v=ZFrD18XLmIM>

Talk to your grown-up about the story...

Questions to think about;

- What made Elmer special?
- Why did Elmer want to be like all of the other elephants?
- How did Elmer make himself look like the other elephants?
- What do the elephants do to celebrate Elmer's special day?



What makes you special?

Elmer was a very special elephant. He was different to all of his friends. Can you remember why he was different?



Draw a picture of yourself. Talk to a grown-up about your picture. What makes you special?

Colour Hunt

Elmer is a patchwork elephant. He is lots of different colours.

Can you go on a colour hunt around your home?

Can you find an object that is;

Red, yellow, pink, green, purple, orange and blue?

Make a collection of different colour objects that you find.

How many of each colour did you find? Can you count them?



You can even use the colour hunt tick list below:

<https://content.twinkl.co.uk/resource/d9/41/T-T-16398-Colour-Hunt-Worksheet.pdf>

Counting Activity

Using different coloured paper squares, ask your grown-up to create a chart like the one below.



Can you add the correct amount of coloured squares to the chart, matching the amount to the correct numeral and counting each square at a time?



Try to count up to five first then have a go at counting all the way up to ten.

Elmer Craft

- To make a basic elephant shape cut a milk bottle in half and use the top section for the body.
- Cut 2cm from the handle so this is slightly shorter than the rest of the bottle. This will be the elephant's trunk.
- Then decorate, adding your choice of colours and covering the whole of the bottle. Remember to add some eyes too.



Exploring Colours

You will need:

A large tray (or flat surface),
Red, blue and yellow paint,
Clear plastic zip lock lunch bags.



Place the two coloured paints for each zip lock bag in the corners opposite each other.

One bag with blue and yellow, second bag with red and blue and the third bag with red and yellow.

Gently press and push the paints to the centre of the bag and gently rub the colours to mix and blend.

Watch as the colours blend together. Make predictions and talk about what is happening. What colours do they make?



Jungle Drama Adventure

Uh oh everyone! The explorer has lost his hat in the jungle. It's our job to go into the jungle to find it. Get ready for animal acting, a spider obstacle course, and some monkey jumping!



Before going on your jungle adventure visit the props page for things you may need:

https://c0fbc6ba-17dc-420f-a619-4c1d234942c2.filesusr.com/ugd/e3bf6d_e0cdc

Then, once you are ready, click the link below to take you on your jungle adventure:

<https://www.youtube.com/watch?v=1Y5sYfYRApo>



I Can Sing a Rainbow


Learn our new Nursery rhyme - I can sing a Rainbow.

https://www.youtube.com/watch?v=yl_pEGM34Fic

Can you remember all of the different colours in the rainbow?



Using these colours can you create your own rainbow?



Making Marks

Re-use your colour squishy bags and practice making marks using a cotton bud.

Can you have a go at writing the sounds in your name?

Have a go at drawing some simple 2D shapes - circle, square, triangle and rectangle.



We love reading and sharing stories.

When looking at books talk to your grown-ups about the pictures. What is happening in the story?



What is your favourite story at home?

We would love for you to share your child's learning from home with us via our Nursery email address;

ph.nurseryhomelearning@perryhallmat.co.uk

I Spy Colours

There was a patchwork elephant
And Elmer was his name, oh
Pink, green, yellow, blue
Black, red, purple too
White and brown and orange too
And Elmer was his name, oh!



Learn colour names by playing 'I spy.'

I spy with my little eye something that is green...

If you know your colours why not practice using your initial sounds.

"I spy with my little eye something beginning with..."

In addition to the activities outlined within our timetable above, please look out for Mr Boneham's sports videos for you to join in with. We will share these on our Teams page each Monday and Thursday.

***Staff will be available, contactable via the year group email, 8.30am-3.30pm Monday to Thursday and 8.30am-12.30pm on a Friday.**

Reminder: Remote Learning Home School Agreement (reminder of what you have previously signed and agreed to if your child is partaking in live learning sessions):

School will...

- Provide a mixture of live lessons, independent activities and other relevant tasks to continue learning at home
- Respond to any home learning activities submitted through the year group email address
- Contact pupils who do not log in to live lessons to check in on them and their family
- Offer pupils the opportunity to ask for extra help if they do not understand
- Ensure that staff are available between 8.30am and 3.30pm to support with any home learning issues— please email the year group email address to request support.

Pupils will...

- Attend all live lessons unless they have a genuine reason that they are unable to. Please be aware that pupils will be visible to and heard by their year group peers and school staff when in a live session
- Leave profile pictures as initials so that they are easily identifiable in the lesson
- Find a quiet place to join their live lesson and have a pencil and paper to make jottings
- Use the 'Raise your hand' to participate in the lesson
- Remain on mute unless the teacher asks for them to unmute
- Blur their backgrounds
- Focus on learning during the live lesson
- Complete follow-up activities to practice skills
- Remember class expectations still apply - always adhere to the School Behaviour Policy.

Parents/Carers will ...

- Ensure their child is following the daily timetable and completing their work to avoid more learning time loss
- Let the school know if their child has any technical issues with accessing online learning during isolation
- Report any absences as usual, via the school office—including COVID 19 symptoms or positive test results for the child or someone within the household
- Ensure their child only uses the platforms for educational purposes
- Monitor the use of their devices for access of other online materials and apps
- Ensure that the *live Teams sessions are not recorded or photographed* in any way.

Please email the following statement into your child's year group email address:

"I, the parent/carer, and my/our child, _____, agree to all the statements outlined in the Remote Learning Home School Agreement."

**You only need to email the above permission statement if you have not already done this previously.*

From 25th January...

To ensure our procedures and systems for social distancing are effective, please ensure you share the content of this flyer with your child before their return to school.



Start and End Times

Start and finish times will remain as usual for Nursery:



AM Nursery (8:45 - 11:45)

PM Nursery (12:30 - 15:30)

Entry and Exit Points

Nursery will enter school and be collected via the **Nursery Door**.



Teaching Groups

Children will be taught in groups to limit the numbers in any room and to facilitate social distancing.

Your child will be taught in their keyworker groups.



Information for those children returning to Nursery from Monday 25th January.

To ensure the safety of our children, parents and staff, we will be implementing these measures when our school reopens.

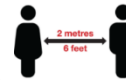
Handwashing

Children will wash their hands with soap and water on entry to school, after an activity, just before they go home and before and after eating. They will be taught to wash their hands using the step by step guidance from government, for 20 seconds.



Social Distancing

Children will be taught in smaller groups.



Throughout the day, work stations will be set up to help maintain 2m distancing.

This will include for activities in the provision, teacher led activities and break/lunch times.

The Nursery layout has changed to support social distancing and our revised way of working during this pandemic.

One Way



When dropping off and collecting, please adhere to the One Way system in place - please follow the signs and marked route. Adults are kindly asked to wear a mask/visor when on the school site.

Snack Time

Children will be provided with a healthy snack each day. They will eat at the snack table in Nursery and surfaces will be wiped down regularly. Children are able to bring in their own named water bottles as normal.



Toilets

Nursery have a designated set of toilets for use throughout the session. Staff have full PPE to support children's personal care safely.

We ask that a spare change of clothes is kept in Nursery on your child's peg.



How will the environment look different?

- All soft furnishings and soft toys will be removed
- Sand and playdough will not be available
- Work stations will be set up to help maintain 2m distancing
- Children will be assigned a new peg for their coat.

Nursery - Spring 1 - Wild Things - Walking through the Jungle

This grid outlines the knowledge and skills that Nursery children will gain throughout this half term's topic.

As readers we will:

- Enjoy songs and rhymes, tuning in and paying attention.
- Join in with songs and rhymes, copying sounds, rhythms, tunes and tempo.
- Enjoy sharing books with an adult.
- Have favourite books and seek them out, to share with an adult, with another child, or to look at alone.
- Repeat words and phrases from familiar stories.
- Ask questions about the book.
- Develop play around favourite stories using props.
- Notice some print, such as the first letter of our name, a bus or door number, or a familiar logo.



As mathematicians we will:

- Take part in finger rhymes with numbers.
- Compare amounts, saying 'lots', 'more' or 'same'.
- Compare sizes, weights etc. using gesture and language - 'bigger/little/smaller,' 'high/low', 'tall', 'heavy'.
- Recite numbers past 5.
- Say one number for each item in order: 1,2,3,4,5.
- Show 'finger numbers' up to 5.
- Talk about and explore 2D and 3D shapes (for example, circles, rectangles, triangles and cuboids) using informal and mathematical language: 'sides', 'corners'; 'straight', 'flat', 'round'.



As writers we will:

- Enjoy drawing freely.
- Add some marks to our drawings and give meaning to them. For example: "That says mummy."
- Make marks on our picture which stand for our name.
- Begin to write some or all of our name.



As investigators we will:

- Explore materials with different properties.
- Use all our senses in hands on exploration.
- Explore collections of materials with similar and/or different properties.
- Talk about what we see, using a wide vocabulary.
- Begin to make sense of our own life-story and family's history.
- Explore how things work.



As individuals we will:

- Begin to show 'effortful control'. For example, waiting for a turn.
- Be increasingly able to talk about and manage our emotions.
- Notice and ask questions about differences, such as skin colour, types of hair, gender, special needs and disabilities, and so on.
- Talk about our feelings in more elaborated ways: "I'm sad because..." or "I love it when..."
- Select and use activities and resources, with help when needed.
- Remember rules without needing an adult to remind us.

As movers we will:

- Enjoy moving when outdoors and inside.
- Build independently with a range of appropriate resources.
- Continue to develop our movement, balancing, riding (scooters, trikes and bikes) and ball skills.
- Use one-handed tools and equipment, for example, making snips in paper with scissors.

As creators we will:

- Express ideas and feelings through making marks, and sometimes give a meaning to the marks we make.
- Enjoy and take part in action songs, such as 'Twinkle, Twinkle Little Star'.
- Begin to develop complex stories using small world equipment like animal sets, dolls and dolls houses etc.
- Join different materials and explore different textures.
- Explore colour and colour mixing.
- Listen with increased attention to sounds.
- Make simple models which express our ideas.

As talkers we will:

- Develop pretend play: 'putting the baby to sleep' or 'driving the car to the shops'.
- Listen to simple stories and understand what is happening, with the help of the pictures.
- Understand simple questions about 'who', 'what' and 'where.'
- Use a wider range of vocabulary.
- Understand a question or instruction that has two parts, such as: "Get your coat and wait at the door".
- Use longer sentences of four to six words.
- Start a conversation with an adult or a friend and continue it for many turns.

