

Year 3: w.b. 1st March 2021

Remote Learning Arrangements and Termly Topic Grid

Year Group Updates and Reminders:

Our final week of remote learning! We cannot wait to welcome all the children back into school when schools reopen from the 8th March. We know parents/carers have lots of questions about the reopening of Perry Hall, so in addition the letter sent out today from Perry Hall MAT, we will also be sending home a letter specially from us containing all of the information you will need to know in advance of your child's return on the 8th March.


Enjoy the last week of remote learning- in particular, look out for another off screen day, filled with a range of exciting activities to help us celebrate World Book Day 2021 on Thursday. The children of Perry Hall continue to amaze us with the determination and dedication they show towards their learning. As always, they make us so proud.

Please stay safe and get in touch if you require any support or have any questions/queries following the letter to be sent home regarding the reopening of school. Mrs Gibbins and Miss Kohli.

Another fantastic week of online learning children, well done! This week will be our final week of remote learning and we are really proud of how you have all worked so hard during all of the online lessons. We cannot wait to see you all back in school on the 8th March. This week, on Thursday, it is World Book Day and for this we will be setting lots of fun activities for you to complete. It will be a non-screen day after we have registered you and explained the expectations for the day. This only online session for the day will take place at 9am. The Year 3 Team.

Year Group Email Address:

Reminder, your child's year group email address is:
ph.y3homelearning@perryhallmat.co.uk

Please use this, if you need to make contact with your child's year group staff. 

Vulnerable and Critical Worker Children:

Vulnerable children and those who have parents/carers as Critical Workers are covering the same content as is outlined in this document within school.



Reminder: Our PE day is Monday.
When dropping off and collecting your child(ren), please ensure you continue to follow the one way systems in place and wear a mask when on site to protect yourselves and others.

Remote Learning Arrangements for w.b. 1st March 2021:

Live Learning Sessions (Please note: only the 9am session will take place on Thursday- World Book Day)

Time	Subject	Access
9.00am	Maths	<i>20 minute live lesson introduction. 40 minutes for assignments to be completed independently.</i>
10.40am	Reading	<i>20 minute live lesson introduction. 30 minutes for assignments to be completed independently</i>
11.40am	English	<i>20 minute live lesson introduction. 30 minutes for assignments to be completed independently</i>
12.00pm	Introduction to afternoon	<i>10-minute introduction to the afternoon tasks. Children to complete the assignments independently during the afternoon.</i>

**When accessing live sessions, please ensure that the Home School Agreement is being followed.*

Daily Timetable

In addition to the live teaching session timetable above, a weekly timetable will be uploaded to the Files section of Teams which will outline additional tasks that your child will need to complete. A copy of this has also been inserted below for your reference.

w.b. 01.03.21	Times Tables Rockstars	Purple Mash/Computing	Topic lesson 1	PHSE/Wellbeing
Mon.	<p>Challenge yourself to some times tables challenges.</p> <p>Don't forget to look out for tournaments set by your teachers</p> <p>https://play.ttrockstars.com/auth/school/student</p>	<p>Spellings</p> <p>Complete the spellings quiz on purple mash.</p> <p>This will be set as a to do on your account.</p>	<p>Science</p> <p>This week you will be completing a Nutrition Diary at home. If possible, please start on Sunday and complete for the rest of the week. Once completed send it in. There is no deadline for this task.</p> <p>Please complete the set assignment on TEAMS.</p>	<p>Mr Worton and Mr Boneham's workout.</p> <p>Please see the set assignment.</p>
Tues	<p>Challenge yourself to some times tables challenges.</p> <p>Don't forget to look out for tournaments set by your teachers</p> <p>https://play.ttrockstars.com/auth/school/student</p>	<p>Spellings</p> <p>Complete the spellings quiz on purple mash.</p> <p>This will be set as a to do on your account.</p>	<p>MFL</p> <p>https://www.youtube.com/watch?v=JpJn7aUXGTM</p> <p>Please complete the set assignment on TEAMS.</p>	<p>Relax kids meditation</p> <p>https://www.youtube.com/watch?v=Bk_qU7I-fcU</p>
Weds	<p>Challenge yourself to some times tables challenges.</p> <p>Don't forget to look out for tournaments set by your teachers</p> <p>https://play.ttrockstars.com/auth/school/student</p>	<p>Purple mash</p> <p>Plan a healthy menu.</p> <p>https://www.purplemash.com/#app/pup/dinner_menu</p>	<p>Music</p> <p>https://classroom.thenational.academy/lessons/to-understand-the-difference-between-on-and-off-beats-crr3gd</p> <p>Please complete the set assignment on TEAMS.</p>	<p>Reading for pleasure</p> <p>Pick a book and sit somewhere quietly within your house and read the book for 30 minutes.</p>

<p>Thurs</p> <p>World Book Day</p>	<p>World Book Day Activities – AM</p> <p>Perry Hall’s Twisted Tale</p> <p>You are going to be given the first section of the traditional tale: Jack and the Beanstalk. It is your task to then create and write your own ending to the tale. It's completely up to you how you wish for this tale to end - use your creativity, your imagination and your brilliant story-telling skills. Don't panic if you aren't sure on the narrative of Jack and the Beanstalk, you'll find it on the Writing Frame for the activity.</p> <p>The writing frame for this is attached to this letter and we will also put this on TEAMS.</p>	<p>World Book Day Activities - AM</p> <p><u>Guess the Character Challenge / Dress Up for World Book Day</u></p> <p>For this activity, you have two choices. You can either:</p> <p>Put together 3 clues that will represent your favourite character - pictures of your clues are welcome!</p> <p>OR</p> <p>Dress up as your favourite character.</p> <p><u>Guess the Character Challenge</u></p> <p>You will have today to put together three clues that link to your favourite character. Make sure you take pictures of your clues (and send them to your year group email address by Monday 8th March, 8.00am) so that when we are back in school, we can guess what your character or book is!</p> <p><u>Dress Up for World Book Day</u></p> <p>Your other option is dressing up! If you would prefer, you can fully dress up as your favourite character! Take a picture and email it to the year group email address. This email must include parent/guardian permission for us to show your photo to the class by Monday 8th March, 8.00am!</p>	<p>Some extra World Book Day Activities</p> <p>Please choose some of the activities below to complete. You do not have to do all of the following: These are just to keep you busy.</p> <ul style="list-style-type: none"> • Design a new book cover for your favourite book. • Write a character description of your favourite character. • Create some finger puppets of the characters from your favourite story and retell the story using your finger puppets. • Create a fact file about your favourite author. • Dress up as your favourite character and draw a picture of you in your costume. • Write a book review for your favourite book. • Design and create your own bookmark. 	<p>World Book Day Activities – PM</p> <p>Design a shoebox scene/potato character.</p> <p>You have two choices: Design your favourite scene from a book using a shoe box or cereal box.</p> <p>OR</p> <p>Create a character from your favourite book using a potato.</p> <p>As well as creating your scene/character you need to write a brief summary of your character or scene.</p> <p>There are some ideas for this below.</p>
---	--	--	--	---

****Staff will be available, contactable via the year group email, 8.30am-3.30pm Monday to Thursday and 8.30am-12.30pm on a Friday.***

In addition to the activities outlined within our timetable above, please look out for Mr Boneham’s sports videos for you to join in with. We will share these on our Teams page each Monday and Thursday.



WORLD BOOK DAY

Thursday 4th March




To celebrate **WORLD BOOK DAY** we are going to be having an 'off-screen' day so that we can celebrate today, and our love of books and reading! Below are three activities that you can complete throughout the day. We would love to see your creations therefore you have until Monday 8th March, 8.00am to complete these activities. Please send in photographs of your completed creations to your year group's email address so that we can share your brilliant creations.

Perry Hall's Twisted Tale

You are going to be given the first section of the traditional tale: **Jack and the Beanstalk**. It is your task to then create and write your **own** ending to the tale.

It's completely up to you how you wish for this tale to end - use your creativity, your imagination and your brilliant story-telling skills.

Don't panic if you aren't sure on the narrative of **Jack and the Beanstalk**, you'll find it on the Writing Frame for the activity.



Shoebbox Scene / Potato Character

For this activity, you have two choices. You can either:

Design your favourite scene from a book using a shoe box or cereal box

OR

Create a character from your favourite book using a potato.

As well creating your Potato Character / Shoebbox Scene, you need to **write a brief summary** of your book character or your shoebbox scene.



Potato Character Summary Ideas

- Describe the appearance and personality of your character.
- Where is your character from?
- What are their likes and dislikes?
- Why did you decide to create them today - what do you love about them?

Shoebbox Scene Summary Ideas

- Which book is your shoebbox scene from?
- What happens within this scene - what's the plot?
- Why did you decide to create this specific scene today - what do you love about it?

↓

Guess the Character Challenge / Dress Up for World Book Day

For this activity, you have two choices. You can either:

Put together 3 clues that will represent your favourite character – pictures of your clues are welcome!

OR

Dress up as your favourite character.

Guess the Character Challenge

You will have today to put together **three** clues that link to your favourite character. Make sure you take pictures of your clues (and send them to your year group email address by Monday 8th March, 8.00am) so that when we are back in school, we can guess what your character or book is!

Dress Up for World Book Day

Your other option is dressing up! If you would prefer, you can fully dress up as your favourite character! Take a picture and email it to the year group email address. This email must include parent/guardian permission for us to show your photo to the class by Monday 8th March, 8.00am!

You have until **Monday 8th March, 8.00am** to complete all of your activities.

Please remember to send in photographs of your completed creations to your year group's email address so that we can share your brilliant creations when we are back in school!

We look forward to seeing your brilliant ideas!

Timetable for World Book Day

09.00am - Live lesson to begin World Book Day

AM - Twisted Tale Activity

AM - Guess the Character Challenge

PM - Favourite Character / Scene

Perry Hall's Twisted Tale

You are going to be given the first section of the traditional tale: **Jack and the Beanstalk**. It is your task to then create and write your **own** ending to the tale.



It's completely up to you how you wish for this tale to end - use your creativity, your imagination and your brilliant story-telling skills.

Let's read the first part of the story...

Once upon a time, there lived a widow woman and her son, Jack, on their small farm in the country. Every day, Jack would help his mother with the chores - chopping the wood, weeding the garden and milking the cow. But despite all their hard work, Jack and his mother were very poor with barely enough money to keep themselves fed.

"What shall we do, what shall we do?" said the widow, one spring day. "We don't have enough money to buy seed for the farm this year! We must sell our cow, Old Bess, and with the money buy enough seed to plant a good crop."

"All right, mother," said Jack, "it's market-day today. I'll go into town and sell Bessy."

So Jack took the cow's halter in his hand, walked through the garden gate and headed off toward town. He hadn't gone far when he met a funny-looking, old man who said to him, "Good morning, Jack."

"Good morning to you," said Jack, wondering how the little, old man knew his name.

"Where are you off to this fine morning?" asked the man.

"I'm going to market to sell our cow, Bessy."

"Well what a helpful son you are!" exclaimed the man, "I have a special deal for such a good boy like you."

The little, old man looked around to make sure no one was watching and then opened his hand to show Jack what he held.

"Beans?" asked Jack, looking a little confused.

"Three magical bean seeds to be exact, young man. One, two, three! So magical are they, that if you plant them over-night, by morning they grow right up to the sky," promised the funny little man. "And because you're such a good boy, they're all yours in trade for that old milking cow."

"Really?" said Jack, "and you're quite sure they're magical?"

"I am indeed! And if it doesn't turn out to be true you can have your cow back."

"Well that sounds fair," said Jack, as he handed over Bessy's halter, pocketed the beans and headed back home to show his mother.

"Back already, Jack?" asked his mother; "I see you haven't got Old Bess -- you've sold her so quickly. How much did you get for her?"

Jack smiled and reached into his pocket, "Just look at these beans, mother; they're magical, plant them over-night and----"

"What!" cried Jack's mother. "Oh, silly boy! How could you give away our milking cow for three measly beans." And with that she did the worst thing Jack had ever seen her do - she burst into tears.

Jack ran upstairs to his little room in the attic, so sorry he was, and threw the beans angrily out the window thinking, "How could I have been so foolish - I've broken my mother's heart." After much tossing and turning, at last Jack dropped off to sleep.

When Jack woke up the next morning, his room looked strange. The sun was shining into part of it like it normally did, and yet all the rest was quite dark and shady. So Jack jumped up and dressed himself and went to the window. And what do you think he saw? Why, the beans he had thrown out of the window into the garden had sprung up into a big beanstalk which went up and up and up until it reached the sky.

Using the leaves and twisty vines like the rungs of a ladder, Jack climbed and climbed until at last, he reached the sky...

Reminder: Remote Learning Home School Agreement (reminder of what you have previously signed and agreed to if your child is partaking in live learning sessions):

School will...

- Provide a mixture of live lessons, independent activities and other relevant tasks (i.e on Purple Mash, Times Table Rockstars) to continue learning at home
- Respond to completed assignments/tasks through Teams and Purple Mash
- Provide appropriate tasks for pupils who have an IEP or are on an EHCP
- Contact pupils who do not log in to live lessons to check in on them and their family
- Offer pupils the opportunity to ask for extra help if they do not understand
- Ensure that staff are available between 8.30am and 3.30pm to support with any home learning issues– please email the year group email address to request support.

Pupils will...

- Attend all live lessons unless they have a genuine reason that they are unable to. Please be aware that pupils will be visible to and heard by their year group peers and school staff when in a live session
- Leave profile pictures as initials so that they are easily identifiable in the lesson
- Find a quiet place to join their live lesson and have a pencil and paper to make jottings
- Use the 'Raise your hand' and Chat function to participate in the lesson
- Remain on mute unless the teacher asks for them to unmute
- Blur their backgrounds
- Focus on learning during the live lesson
- Complete Purple Mash and other follow-up activities to practice skills
- Use the chat function for learning ONLY, this is not a social media chatroom
- Remember class expectations still apply - always adhere to the School Behaviour Policy.

Parents/Carers will ...

- Ensure their child is following the daily timetable and completing their work to avoid more learning time loss
- Let the school know if their child has any technical issues with accessing online learning during isolation
- Report any absences as usual, via the school office—including COVID 19 symptoms or positive test results for the child or someone within the household
- Ensure their child only uses the platforms for educational purposes
- Monitor the use of their devices for access of other online materials and apps
- Ensure that the *live Teams sessions are not recorded or photographed* in any way.

Please email the following statement into your child's year group email address: ph.y3homelearning@perryhallmat.co.uk

"I, the parent/carer, and my/our child, _____, agree to all the statements outlined in the Remote Learning Home School Agreement."

**You only need to email the above permission statement if you have not already done this previously.*

Year 3 - Spring Term – Rock Stars – How was the Earth created?

This grid outlines the knowledge and skills that Year 3 children will gain throughout this term's topic.

As readers we will:


Investigate Mary Annings text – A Dragon in the Rocks. Additionally, we will be looking at a range of fiction and non-fiction texts, and will be exposed to poetry for the first time. We will be using our reading domains to help us answer different types of questions.



We will be reading Stone Girl, Bone Girl – A story of Mary Anning of Lyme Regis by Laurence Anholt. In addition to this we will continue to use the MYON app to support with reading. Please remember to let us know when you have read ten books and we will send you a certificate.

As mathematicians we will:

Be looking at the four operations (addition, subtraction, multiplication and division). We will be moving towards the more formal methods of these operations. We will also be focussing on applying these skills to be able to answer different types of problem solving and reasoning questions.



We will be working on fractions and how to find a fraction of a shape and quantity. We will also be ordering fractions and finding equivalent fractions.

Hopefully we will also be covering the topic of time. We will be covering reading and writing the time in five minute intervals and using analogue and digital time.

As writers we will:

Be reporting on a range of historical events through different media sources. We will be writing a newspaper report on the beginning of Earth, and we will be writing about famous palaeontologist Mary Anning. We will be recapping previous skills and learning new Y3 skills and learning how to use these in different genres of writing.



We will be looking at the genre of biographies and writing our own. This will be linked to the life of Mary Anning.

As scientists we will:

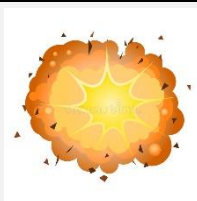
Look at fossils and how they were created. We will be introduced to a famous palaeontologist Mary Anning, investigating her work and lifetime achievements. We will be using different ways to research about Mary Anning linking our Science to Computing.



We will be looking at a new topic of Animals including humans. We will be particularly looking at muscles and movement including skeletons and exoskeletons in fossils.

As historians we will:

Be looking into the creation of Earth and how it has changed since it began. We will be place major historical events on a timeline to gain a greater understanding. We will also link some of our History to Computing.



We will be learning about the history of our local landmarks.

As geographers we will:

Be looking at the local area using OS maps and grids. We will also look at what features our local area has and how these are identified on maps.



As designers we will:

Be creating our own fossils linked to science. We will use plaster of paris to create these. We will design our own fossils after researching them , make them and then evaluate what went well and what we could do better next time.




As artists we will:

Be focusing at different sketching techniques and using these to make observational drawings linked with Science. We will have a go at drawing fossils and the different details that they each have.



As musicians we will:

Be looking at musical elements such as pitch, tempo and rhythm and how they vary between different genres of music. We will be comparing these and trying to copy the beat of the music using different body parts e.g. clapping, tapping our shoulders and knees.



In PE we will:

Be learning through competitive games such as badminton, basketball, cricket, football, hockey, netball, rounders and tennis. We will learn the rules of these games and learn how to play as a team and ensure that we understand that taking part is the main lesson that we learn.



We will be completing and Mr Worton's and Mr Boneham's PE challenge alongside using Mr Boneham's PE videos.

In computing we will:

Use different media sources to create informative documents linked with our other core subjects. We will link our topic of rocks to create timelines, fact files and posters.



In Spanish we will:

Learn different greetings including single words and phrases. We will also look at the correct pronunciation by using videos to help us.



In RE we will:

Investigate and compare the Hindu and Sikh religion. We will look at how these religions began, their special places, sacred books and the celebrations each religion celebrates.



We will focus on the religion Sikhism and then compare Hinduism and Sikhism.